

Club Notes:



June 2012

June is Busting Out All Over..... (anybody know what that line is from?)

We had unseasonably warm weather in April & May, and now have unseasonably cool weather in June! We had lots of rain....all at once....and now have high humidity along with giant cracks in our yards (which we only notice when we take the dogs out for a walk).

Inside the offices of Sweet Dreams Quilt Studio, the SUGAR Conference is busting out all over. We are on a first name basis with both the UPS man and the Fed Express man. Dave can barely get his car into the garage, and Kim's piano room has boxes stacked waist high. In our actual office, we have piles of papers, lists, name badges, etc, and it's so cluttered that when either one of us gets up from our respective chair, a paper avalanche happens. It's gone from being a 2-butt office to a one-butt office!

My 12-year-old daughter is helping us sort and stuff papers, and now that school is out for the summer, she is also helping by keeping the laundry under control. Kim's 20-year old daughter is running errands for us.....but only in the afternoon, because in teenager tradition, she sleeps until Noon!

We are really looking forward to this upcoming conference. It's always fun to put faces to names and voices.....especially all those coming from around the world. Americans are such suckers for foreign accents! I especially enjoy seeing all those people come together, share ideas, share horror stories, and basically just enjoy one another! It's going to be great! I wish you could all attend!

Buried in paperwork,
Kim and Janet




The Jade
Duke
contains 106
patterns,
including 29
panos,
a retail value
of
\$1205.00.

Panos



Pattern: arabesque pano 001 alt
Archive: Jade Duke



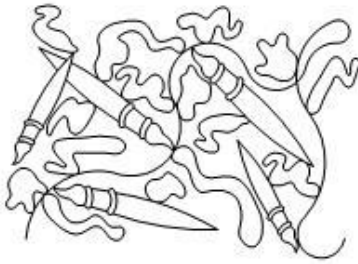
Pattern: arabesque pano 002 alt
Archive: Jade Duke




Pattern: arabesque pano 003 alt
Archive: Jade Duke



Pattern: arabesque pano 004 alt
Archive: Jade Duke



Pattern: artist pano 001
Archive: Jade Duke



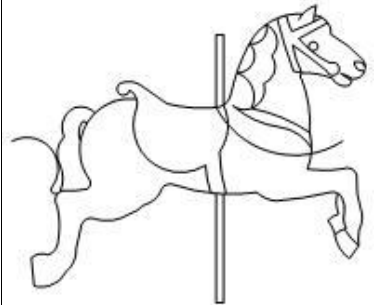
Pattern: aspen leaves pano 001
Archive: Jade Duke




Pattern: bass pano 001
Archive: Jade Duke




Pattern: becky pano 001
Archive: Jade Duke



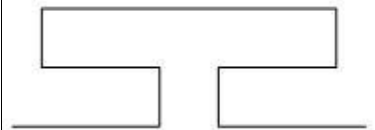
Pattern: carousel horse pano 001
Archive: Jade Duke



Pattern: feather tip alt pano 001
Archive: Jade Duke

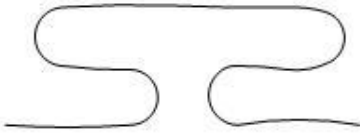


Pattern: flower heart pano 002
Archive: Jade Duke




Pattern: geometric pano 001
Archive: Jade Duke


Panos Cont.




Pattern: geometric pano 002
Archive: Jade Duke



Pattern: geometric pano 003
Archive: Jade Duke




Pattern: geometric pano 004
Archive: Jade Duke



Pattern: heart pano 001
Archive: Jade Duke



Pattern: hilltoppers
Archive: Jade Duke




Pattern: jamie pano 002
Archive: Jade Duke



Pattern: leaf pano 001 alt
Archive: Jade Duke



Pattern: livs pano
Archive: Jade Duke




Pattern: nwcong ribbon
Archive: Jade Duke



Pattern: paisley pano 002 sq
Archive: Jade Duke



Pattern: primitive christmas pano
Archive: Jade Duke



Pattern: primitive pano 001
Archive: Jade Duke

Panos Con't.



Pattern: ribbon christmas

Archive: Jade Duke



Pattern: sports pano 001

Archive: Jade Duke




Pattern: sports pano 002

Archive: Jade Duke



Pattern: squiggles

Archive: Jade Duke



Pattern: swimming pano 001

Archive: Jade Duke

Longarmer's Tip of the Month:

Instead of spending a lot of your valuable time pressing those quilt backings that appear to have been wadded up in the bottom of the closet prior to being brought to you try making your longarm press the fabric:



Load the backing fabric. Mist it down with Best Press Starch Alternative and roll. Continue until the entire backing has been misted and rolled. Roll back the other way, making sure to keep it straight and crease-free. Load your batting and quilt top. Quilt away! The combination of the tension and the Best Press will "press out" those wrinkles in a mere fraction of the time it would take you to do with with an iron.





It comes in a variety of scents (as well as un-scented). I bought one spray bottle at my local quilt shop, and then I buy the gallon size refills by the case from Checker Distributing.




Arabesque Panos






Carousel Horse Pano


Set up in alternating mode



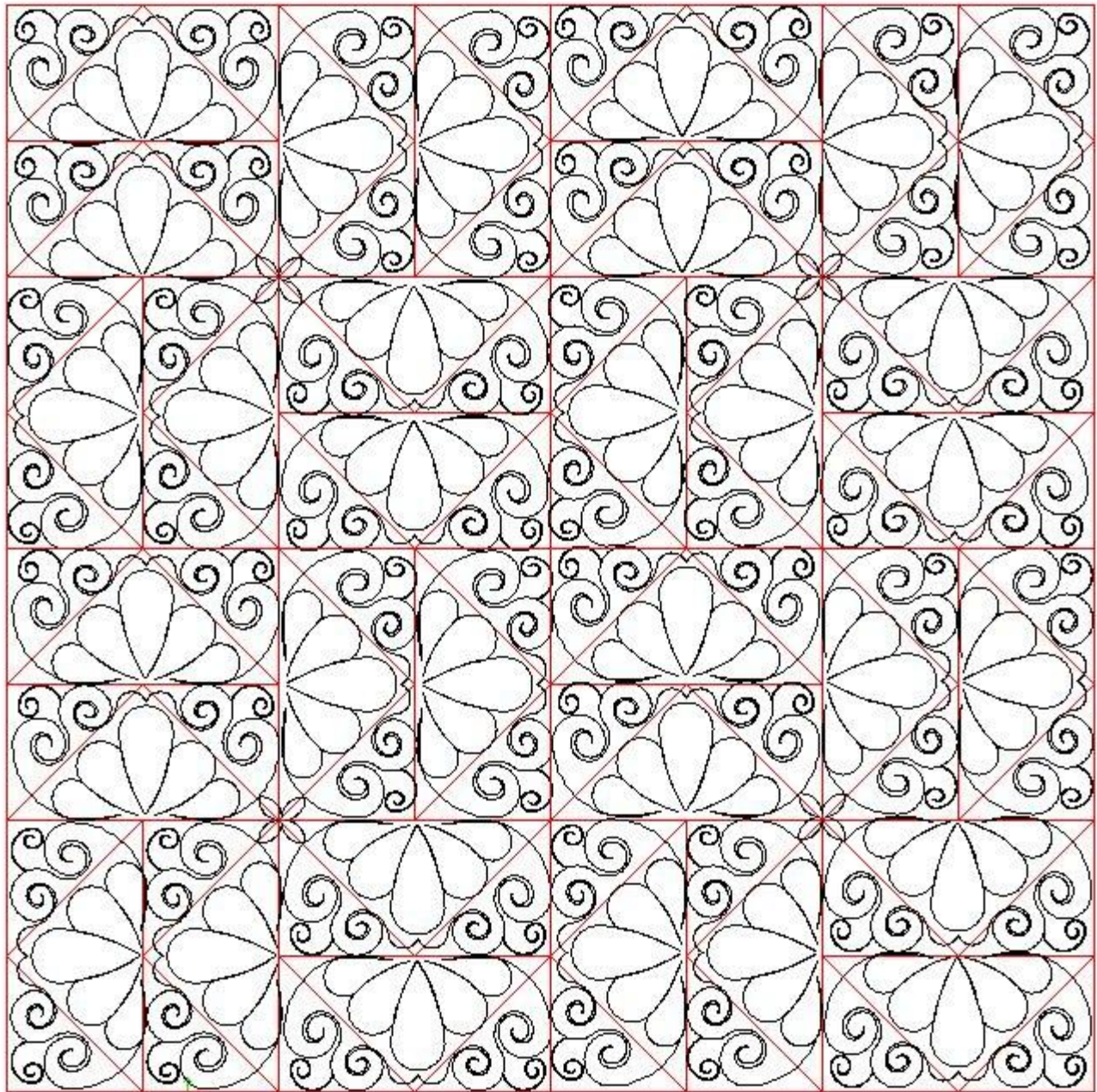
Fleur Crown




Esme Block 16



Flying Dutchman

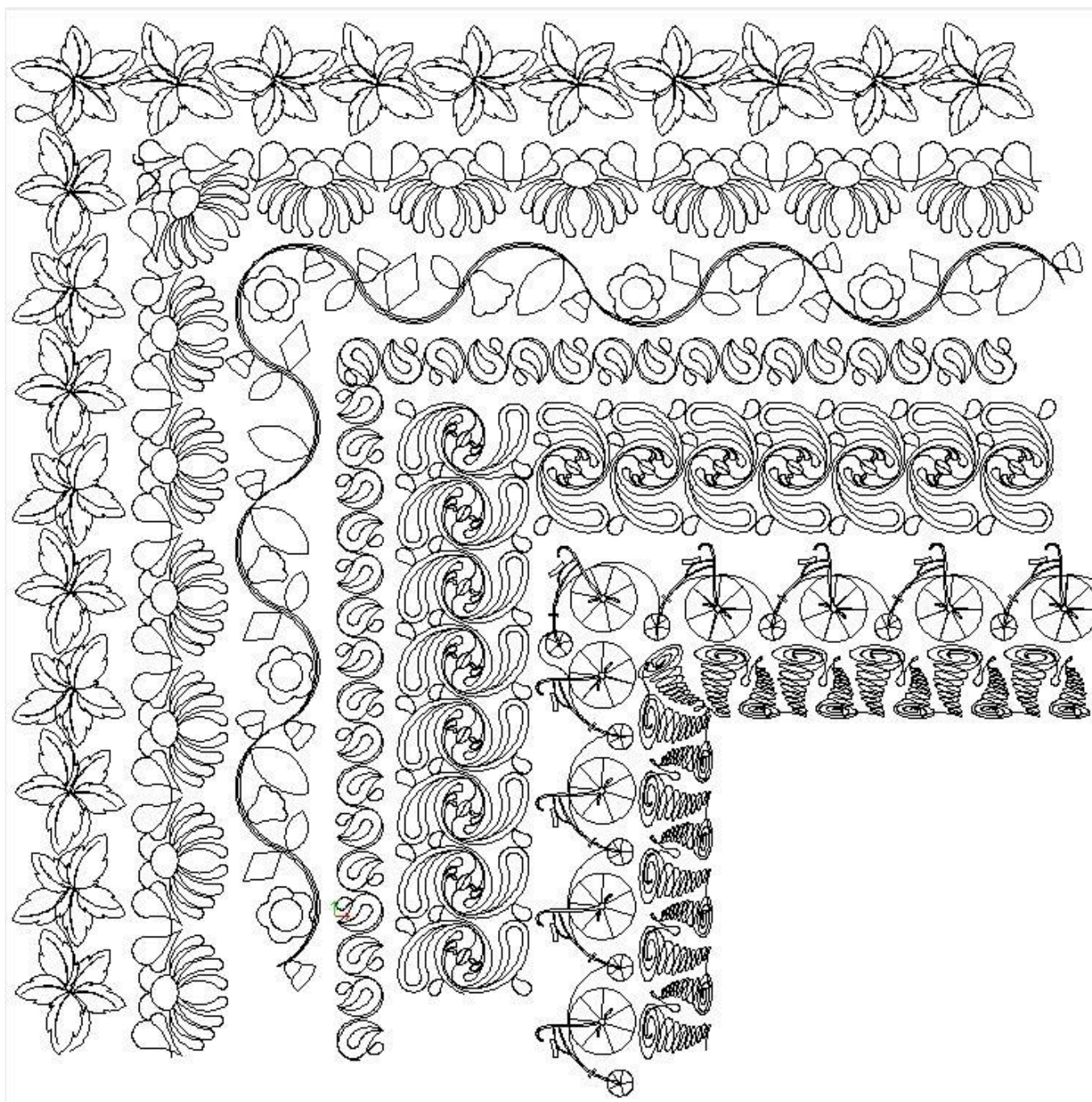


Feather Tip Pano 001



This is an alternating edge to edge.

7 New Border & Border Corner Sets



Favorite Longarm Supplies Vendors:

We've had many questions from new longarm quilters about the best places to buy their supplies. So, we thought we'd provide a list of our favorite vendors. This is not an exclusive list...you may already have other vendors who take care of your longarm supply needs...and we're not trying to convert anybody.

Superior Thread: I buy King Tut Thread in the 2000 yard cones, although they have poly thread as well. They sell wholesale only, so you'll need your sales tax certificate to set up an account. They have an amazing selection of thread. They have fabulous customer service and an easy online account set up process. They also ship internationally! <http://www.superiorthreads.com>

Checker Distributing: Wholesale Only.....I have rarely looked in vain for anything quilt related on their site. Shopping for supplies can be addicting! Shipping is charged on large items, but not on items such as pins, needles, thread, books, scissors, or most other notions. They do charge shipping on bolts of fabric, luggage, cutting mats, Ott Lights, etc. <http://www.checkerdist.com>

SouthStar Supply Company: They have scissors, snips & holsters, bobbins, pattern making supplies, rotary cutters, mats, knives, sharpeners, notions, needles, pins, ergonomics, safety, & handling supplies, steamers, machine oil, spot lifters, silicone.....and they are very nice people to work with. <http://www.southstarsupply.com>

Quilter's Dream Batting: I have pretty much stopped purchasing rolls of batting. I find it easier to maintain an accurate inventory of batting, and it stores well. Unlike some packaged batting, I don't find that the QD batting is distorted, and so it doesn't require a trip through my dryer before I can use it. Some of my best friends who also have longarm quilting businesses stock packaged batting as well as batting on a roll. We agree that these people are easy to work with! <http://www.quiltersdreambatting.com>

Quilted Memories: This Hobbs Batting distributor is only a quick phone call away. She ships UPS or Fed Ex. UPS costs a bit more, but since they'll put my packages inside my garage rather than leaving it out on my front porch, I don't mind that extra cost. This lady (Lyn Heilman) makes it happen! When I find myself in a batting crunch, she's there for me! Just gotta love that! (Plus she provided all the classroom batting for the SUGAR 2010 Conference this past summer). <http://www.quiltedmemoriesllc.com>

Virginia Longarm: I buy the dress bag and the 3-sided zipper totes to deliver my quilts to customer. They bring their next quilt to me in their bag. When I arrive at our guild meetings, laden with my purple bags, people say it looks like Christmas. Their quilts stay clean and it adds a little extra class and professionalism to my business. <http://www.virginialongarm.com> or call toll free at 855-566-4276.